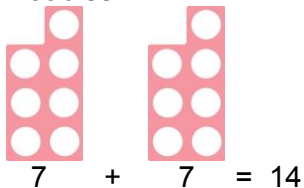


Key Stage 1 – Multiplication

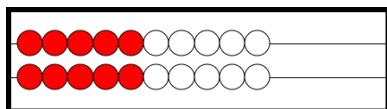
Y1

Through practical activities and meaningful contexts using concrete objects, pictorial representations and arrays with the support of the teacher.

- Doubles.



- Make connections between arrays, number patterns and counting in 2's, 5's to 50 and 10's to 100.
- Use of number lines.



- "100 Square" to count in 2's, 5's and 10's.

1	2	3	4	5	6	7	8	9	10
11	12	13	14	15	16	17	18	19	20

- There are 2 sweets in one bag. How many sweets are there in 5 bags?



- Counting multiples of coins: 2p, 5p, 10p.




National Curriculum requirements:

Solve one step problems involving multiplication, by calculating the answer using concrete objects, pictorial representations and arrays with the support of the teacher.

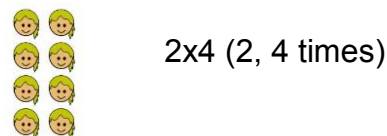
Y2

Through practical activities and meaningful contexts using concrete objects, pictorial representations and arrays.

- Double numbers (by partitioning and recombining) $17 + 17$.

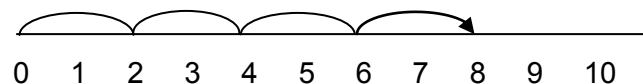


- Understand multiplication as repeated addition/groups/lots.
- Read arrays.

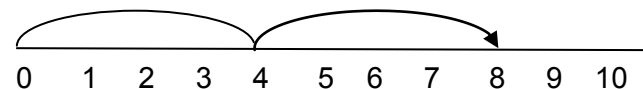


- Repeated addition on a number line.

$2 + 2 + 2 + 2$ (4 groups of 2, 2 four times, 2×4)



$4 + 4$ (2 groups of 4, 4 two times, 4×2)



- Know the multiplication tables for 2, 5 and 10.
- Calculate mathematical statements within the multiplication tables using the multiplication (x) and equals (=) signs.
- Show that the multiplication of two numbers can be done in any order (commutative).

Video clips: [Teaching for understanding of multiplication facts](#)
[Practical multiplication and the commutative law](#)

National Curriculum requirements:

Solve problems involving multiplication using materials, arrays, mental methods and multiplication facts.