

Reception Curriculum Overview for Parents Summer Term - 2025


Literacy

Little Wandle Group reading session – for 20 minutes each day.

Core book Texts:

We will be exploring a core book over a 3 – 5 week period where we will think about making predictions, summarising and sequencing the story, learning new vocabulary and making links to our writing.

Core books this term will be:



What the lady bird heard – linking to Understanding of the world looking at and visiting a farms and the farm animals. Understanding of routes and journeys and maps we can use and map ourselves.

Teeny Weeny Tadpole – linking to Understanding the World looking at the life cycles of tadpoles and butterflies.

Astro Girl – Linking to Understanding the world thinking about our planet and 'Space'. Also past and present thinking about when the first moon landing happened and what was similar and different then (in the 60's) and now.

Throughout core book time we will also make links to other fiction and non-fiction texts that relate to topics covered in the stories.

Handwriting – (using the Little Wandle formation patters and starting to look at the Pen Pals Scheme)

A focus on lower case letter formation and letter families in phonic sessions and any writing activities. Number formation in maths sessions.

- Continue to work on letter formation for lower case letters.

Phonics – Little Wandle Scheme

Each daily 25 min session for this term will be focusing on the application of the phase 2/3 sounds and tricky words previously taught (initial sounds and digraphs / trigrams).

We will focus on how to read simple sentences, looking for tricky words that cannot be sounded out such as 'was', 'they', 'are' and how to decode other words through sound blending, particularly looking for digraphs and trigraphs E.g. l/a/dd/er = 'ladder'. s/t/r/o/ng = 'strong'

(Please follow links to [Little Wandle](#) parents page to access pronunciation and formation guide for each letter.)

The following YouTube pages also show Little Wandle phonics sessions to support at home –

Previous learning:

[Spring Term Reception lessons - YouTube](#)

Current Learning:

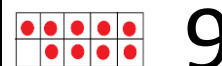
https://www.youtube.com/playlist?list=PLuGr6z2H2KNHBEmfCUosDI_VQdDuYNG

Mathematics

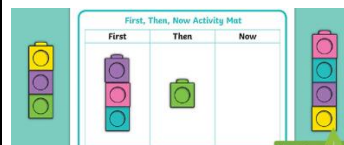
-Counting and ordering numbers to 20.

-Counting on from a given number e.g. "11...12,13,14..." etc

-Matching pictures of amounts to numerals e.g.



-Simple addition and taking away through first, then and now stories e.g.



"First there were three, then we add 1, now we have4!"


$$3 + 1 = 4$$

-Odd and even numbers:

Odd – 1,3,5,7,9,11,13,15,17,19

Even – 2,4,6,8,10,12,14,16,18,20

-Subitising by recognising smaller amounts in the larger number. For example with the below image you might say, "I can see 8 at the top and I can see 2 more at the bottom, 8 and 2 makes 10!"



Please follow this link to the 'White Rose Maths' home learning materials on the parents page for more ideas of how to support your child at home:

<https://whiteroseeducation.com/parent-pupil-resources/maths/home-learning?year=early-years&term=summer>

You can also download the White Rose app for your child to be able to play games on, which will support their mental arithmetic:

<https://whiterosemaths.com/1-minute-maths>

Communication and Language:

- To listen to stories and respond with relevant comments and questions using *Why? What? When? How? Who?*
- Articulate their ideas, thoughts and feelings in full sentences - E.g. *"I feel sad because she/ he took the pen without asking"*
- To follow 2-3 instructions in a row – E.g. being asked to tidy up, then line up and get their coats; to get their lunch, sit back down and eat their food.



Understanding the World:

We will be carrying out Forest School sessions every Tuesday on the school field with our qualified forest school teacher, Jacqui.

- Explore the natural world around them and understand changes they see e.g. The changing of the seasons (and the effects on the natural world around them), changes they see from tadpoles to frogs/ caterpillars to butterflies.



This will be supported through learning experiences in the varying outside areas of the school and the use of photos, videos, foraging and maps. We will also be observing real caterpillars turning in to butterflies in the classroom!



- Continue to describe what they see, hear and feel whilst outside.

Computing

- Continue to discuss internet safety.
- Programming code-a-pillars/ Beebots.



Physical Development

Over the course of this term, we will begin to introduce the children to some short sessions of PE in the school hall.

- Negotiate space and obstacles safely and demonstrate strength, balance and co-ordination on large and small apparatus.
- Practise and develop holding their pens and pencils in a tripod grip so to support accuracy and care in their drawing and letter formation.

PSED

- To work towards individual goals in their development and to persevere.
- To be able to manage and regulate their behaviour, knowing right from wrong.
- To understand the need for physical activity and a healthy diet.



Expressive Arts and Design:

-To plan and design what they wish to produce. Use materials and tools safely to make it and then share their creations with their peers and adults.

- To invent and recount their own narratives and stories. E.g. they build a car using mobilo/ a castle out of blocks/ cakes out of playdough and make up their own story about them.

-Learning and practising how they can change the sounds of their voices when singing through different tones, volume and speed. (Song sack sessions)



Home Learning


Please support your child at home with their learning by:

- ✓ Daily reading sessions using the Little Wandle phonic books sent home.
- ✓ Practising letter sounds and tricky we have taught and sent home (See home learning sheets).
- ✓ Practise number recognition to 20 and subitising to 10, using number and subitising cards previously sent home.
- ✓ Completing any home learning tasks given through emails or physical resources.

Tripod Grip



- 1 - Tall Finger (side)
 - 2 - Thumb (pad)
 - 3 - Pointing Finger (tip)
- All fingers are slightly bent.



Trips/Visits Dates:

Farm Trip to Willows Farm (April 30th)

Forest School sessions in school (every Tuesday)

Song Sack sessions in school with a member of the Enfield Borough music team (Every Monday)