



# Carterhatch Infant School

The best start in life for all our children-no excuses, no compromise

# Welcome to Nursery!

Starting nursery can be an exciting time for you and your child, however, it's also normal to feel anxious and have questions.

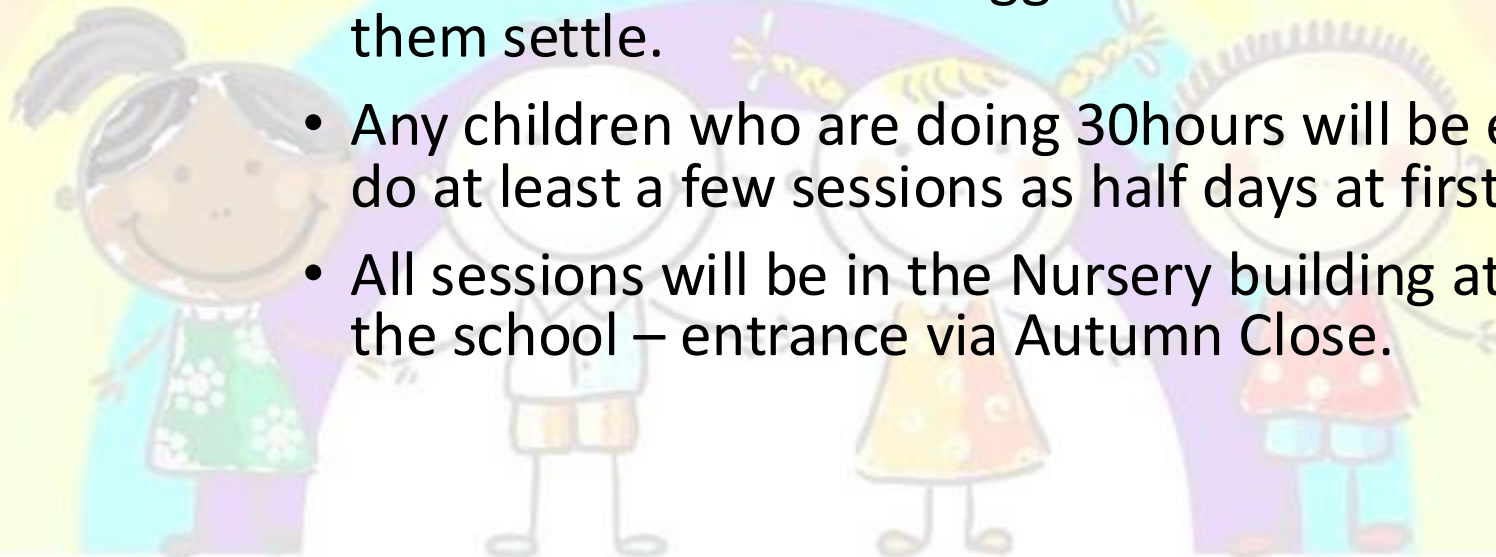
Our nursery will work in partnership with you, recognising and valuing your role as your child's first and most important educator. Staff will strive to build positive relationships with you and your child, involving you fully in your child's learning journey.



## Beginning of the year

### Meet the teacher:

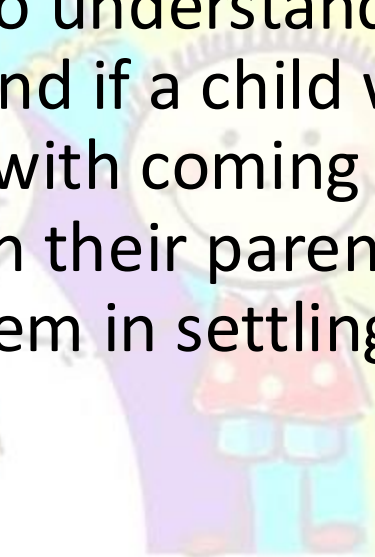
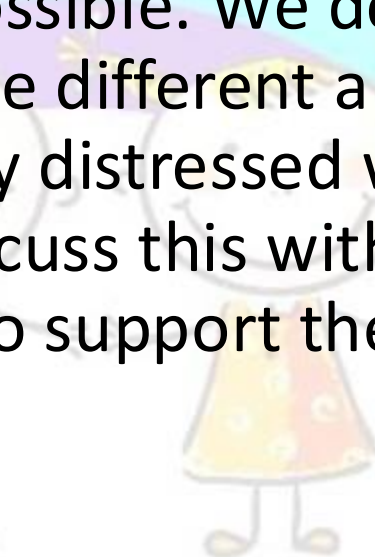
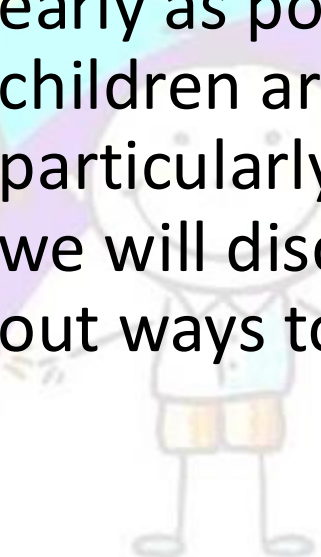
- In September, we will visit you and your child at home. This gives your child an opportunity to meet us in an environment that is familiar to them and discuss any questions/concerns you may have in private.
- You and your child will be invited in for two stay and play sessions to see their new classroom and meet all the staff, prior to them starting.
- Children then start in staggered admission so to help them settle.
- Any children who are doing 30hours will be expected to do at least a few sessions as half days at first.
- All sessions will be in the Nursery building at the back of the school – entrance via Autumn Close.



## Beginning of the year

### The first few days:

- All children may have a shorter session to begin with. This is to support them settling in to school life in the long run. Some children have never been to any Nursery or childcare setting before and this helps them feel at ease and understand the changes quicker.
- We do encourage parents to leave their child as early as possible. We do understand that all children are different and if a child was particularly distressed with coming in to school, we will discuss this with their parent to figure out ways to support them in settling.



## School day

### Start and finish times

- Nursery:

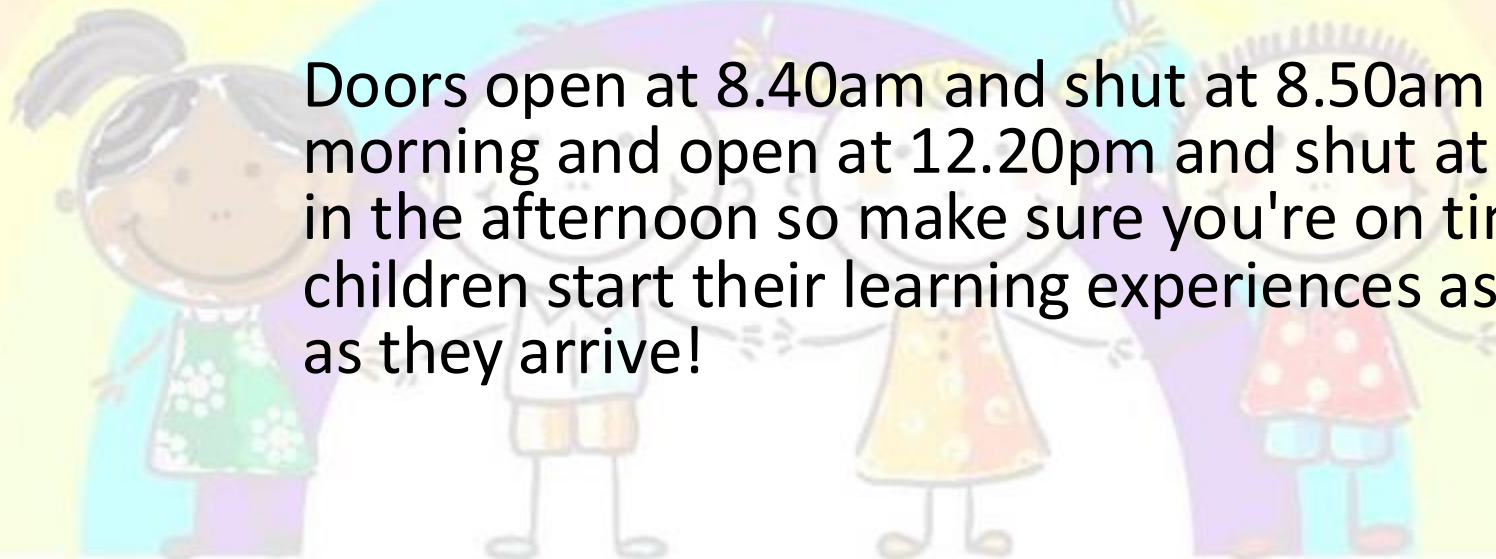
Morning session - 8.40am to 11.40am

Afternoon session - 12.20pm to 3.20pm

(3-hour sessions giving 15-hour funded sessions)

- If you are working parents and are entitled to the 30 hours funded sessions the times will be 8.40am – 3.20pm

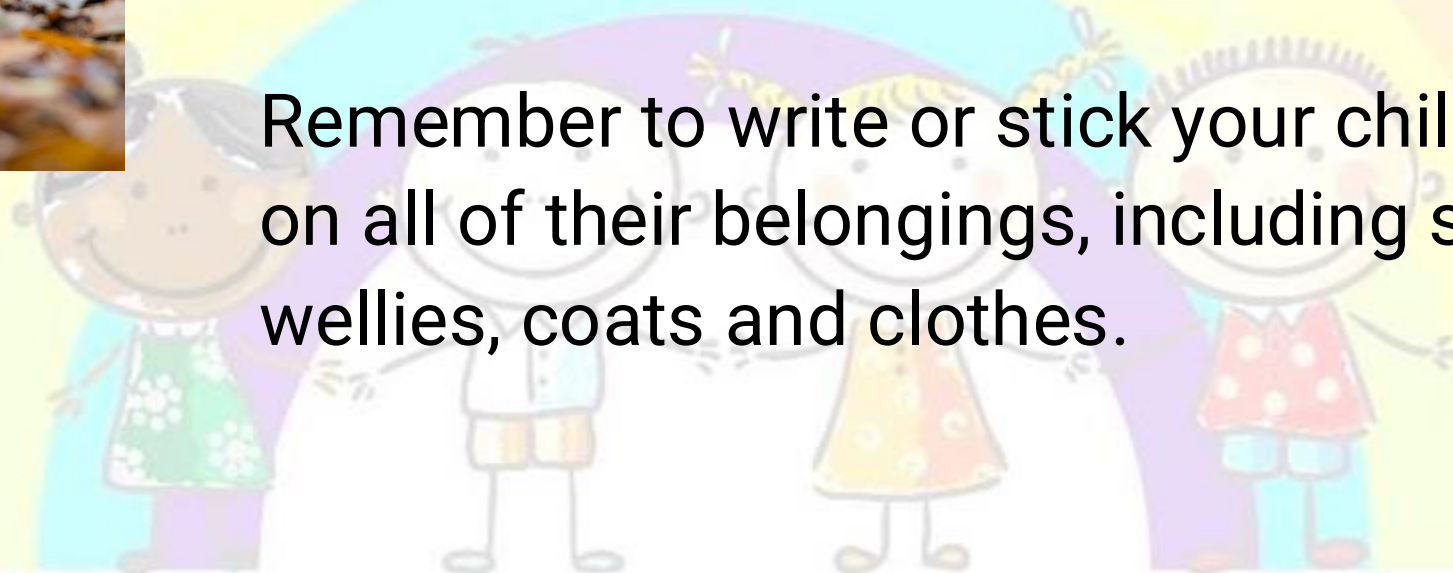
Doors open at 8.40am and shut at 8.50am in the morning and open at 12.20pm and shut at 12.30pm in the afternoon so make sure you're on time! The children start their learning experiences as soon as they arrive!





Learning can be a messy process! It is helpful for your child to have a full set of clothes in a bag with them at nursery in case they need to get changed. Wellies and a waterproof coat are also useful as children will have daily opportunities to enjoy playing outside, whatever the weather.

Remember to write or stick your child's name on all of their belongings, including shoes, wellies, coats and clothes.



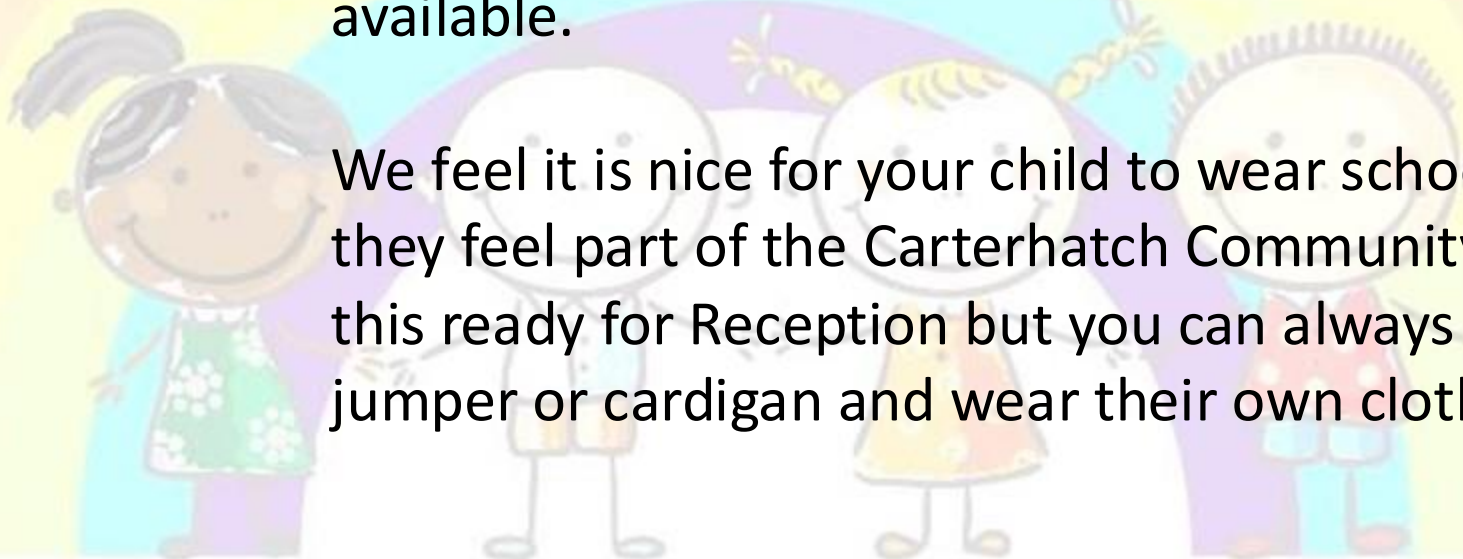
## Uniform & PE kit

### School Uniform

Uniform is available to purchase from the school office, it is best if you bring your child with you to buy it so that you know that it fits. All uniform should be named so that it can be returned to your child should it get misplaced.

Please speak to the school office if purchasing the uniform will cause you difficulties, we may be able to support you with this. We have kept our uniform as simple as possible, and we do have a small amount of pre-loved uniform available.

We feel it is nice for your child to wear school uniform so that they feel part of the Carterhatch Community and get use to this ready for Reception but you can always just buy the jumper or cardigan and wear their own clothes underneath.



# Uniform & PE kit

Your child will require the following uniform:

- Trousers/jogging bottoms/skirts/pinafore dresses in black or grey.
- White Polo shirts.
- Green sweatshirts or cardigans with school logo
- Shoes/trainers must be black and where possible have Velcro straps.
- Summer dresses should be green check (gingham).
- Coats should be warm and waterproof.
- Please put your child's name in **all of** their clothes.



# Learning through play!


Young children learn best through play.

Staff will support learning by observing play, interacting with the children and extending their interests through questions, suggestions and adding new resources.

The majority of learning will be child-led rather than adult-led.

Nursery has many different areas and resources available:

- home corner
- art
- mark making
- digital technology
- blocks
- tabletop games
- book corner
- sand
- playdough
- outdoors
- role play
- water
- small world



## Outdoor Play

Outdoor learning is an important part of nursery provision. Our Nursery has free-flow access to an outdoor play area, enabling children to choose if they want to play indoors or outdoors.

We will be out in all weathers so please dress the children appropriately and always provide spare clothes!!




# Nursery curriculum overview

Early math and phonic skills in short group times once a session.  
Core books  
Focus weeks  
Focus activities  
Learning through play - going on their interests.

In Reception we firmly believe that a child learns best through child-initiated play where they can build important life skills such as curiosity, concentration, creativity, problem solving, use of their imagination and persistence through purposeful play experiences. Although we follow the child's lead and recognise each child's different starting points, below are some of the key aspects of a child's development that we would be encouraging through this play.

## Mathematics

Secure knowledge of numbers to 5 - subitising  
- numeral recognition  
- 'more'/'less'.



- Comparing and matching sizes, patterns and amounts.



## Understanding the World

- Talk about members of their immediate family and community.

-To explore their local environments, discussing plants and animals that they see and changes happening (e.g. Summer to Autumn to Winter).



## Communication and Language

-To listen to and discuss stories regularly.  
-To show understanding of the importance of listening.  
-To use full sentences in explaining what they have been doing in their learn and explore time.



## Personal, Social and Emotional Development

-To tidy away their activities.  
-To build positive relationships through initiating conversations and sharing resources.  
- To discuss their worries and feelings when needed.



## Physical Development

-To enjoy eating and experiencing a variety of new foods and understanding the need for healthy eating through school dinners and snacks.  
-To explore different ways of moving around and on the climbing apparatus.  
- To practise holding their pencil in a tripod grip.



## Literacy

-To enjoy reading stories and discussing the pictures and key elements.



-To learn the phonemes the letters of the alphabet make to support in reading and mark making.



- To practise writing their name.

## Expressive Arts and Design


-To explore using different media such as wood, crayons, paints, collage, junk modelling.  
-To join in with imaginative role-play, creating their own story lines.




We hope our theme web supports you in encouraging your child's learning at home too. Although we have shared this information under Autumn, I'm sure you understand that the above could continue throughout the year.

# Learning Buddies


We encourage the children to follow our carterhatch school values and instill them in all that we do - they support the children to have good behaviour for learning as well as in social situations – turn taking, manners, sharing, tidying up, helping one another.

Carterhatch Infant School 


**Resilience Ruby** 


Resilience - Helping us to stay strong!

Name: \_\_\_\_\_ Date: \_\_\_\_\_




Signed: \_\_\_\_\_

Carterhatch Infant School 

**Perseverance Polly** 

Perseverance - Keep Trying!

Name: \_\_\_\_\_ Date: \_\_\_\_\_



Signed: \_\_\_\_\_

Carterhatch Infant School 


**Kindness Kai** 


Kindness - making our world a happier place!

Name: \_\_\_\_\_ Date: \_\_\_\_\_




Signed: \_\_\_\_\_

Carterhatch Infant School 

**Challenge Chico** 

Challenge - Be brave - You can do it!

Name: \_\_\_\_\_ Date: \_\_\_\_\_



Signed: \_\_\_\_\_

# Enrichment activities

Reception

Through the year we often have:

- Chicken shed come in.
- Farm visit to the school
- Forest school
- Cooking experiences



Reading at home

Reading with your children.

Reading is a great habit. Like all habits, it needs repetition and regularity to establish itself.

Giving a child time and full attention when reading with them, tells them they matter.

It builds self-esteem, vocabulary, feeds imagination and even improves their sleeping patterns in young children.

### 10 Tips on Hearing Your Child Read



#### 1. Choose a quiet time

Set aside a quiet time with no distractions. Ten to fifteen minutes is usually long enough.

#### 2. Make reading enjoyable

Make reading an enjoyable experience. Sit with your child. Try not to pressurise if he or she is reluctant. If your child loses interest then do something else.

#### 3. Maintain the flow

If your child mispronounces a word do not interrupt immediately. Instead allow opportunity for self-correction. It is better to tell a child some unknown words to maintain the flow rather than insisting on trying to build them all up from the sounds of the letters. If your child does try to 'sound out' words, encourage the use of letter sounds rather than 'alphabet names'.

#### 4. Be positive

If your child says something nearly right to start with that is fine. Don't say 'No. That's wrong,' but 'Let's read it together' and point to the words as you say them. Boost your child's confidence with constant praise for even the smallest achievement.



#### 5. Success is the key

Parents anxious for a child to progress can mistakenly give a child a book that is too difficult. This can have the opposite effect. Remember 'Nothing succeeds like success'. Until your child has built up his or her confidence, it is better to keep to easier books. Struggling with a book with many unknown words is pointless. Flow is lost, text cannot be understood and children can easily become reluctant readers.

#### 6. Visit the Library

Encourage your child to use the public library regularly.

#### 7. Regular practice

Try to read with your child on most days. 'Little and often' is best.

#### 8. Talk about the books

There is more to being a good reader than just being able to read the words accurately. Just as important is being able to understand what has been read.

# Home Learning Reception

- We send reading books home weekly.
- We will sometimes send other ideas of activities you could carry out at home linked to learning happening in class, via Arbor emails and the newsletters.
- Sometimes number cards with mathematical game ideas.



## What you can do to help

- Ensure your child has a good bedtime routine - bath, story and bed (no later than 7-8pm at this age)!
- Limit the amount of screen time they have and if they do use tablets/ ipads/ phones please ensure they are watching programmes and playing games that are age appropriate!
- Talk to them about their days, draw together, play board games and puzzles, involve them in a positive way with the household chores - let them cook with you, Hoover, dust, tidy away their toys!
- Encourage them to be independent - when getting dressed, going to the toilet, feeding themselves!
- Once story books are starting to be sent home from school, please read regularly to your child to support their language acquisition and comprehension (understanding) of the text – at least 5 times a week.
- Attend any parent workshops which will occur through-out the year – these will guide you in how to support your child further at home so they can achieve to the best of their ability.

